


.050" Mini D Ribbon (MDR) Connectors

Solder Plug Connector — Shielded

101XX-3000VE Series



130

IMPORTANT NOTICE TO PURCHASER

ALL STATEMENTS, TECHNICAL INFORMATION AND RECOMMENDATIONS CONTAINED HEREIN ARE BASED ON TESTS WE BELIEVE TO BE RELIABLE, BUT THE ACCURACY OR COMPLETENESS THEREOF IS NOT GUARANTEED, AND THE FOLLOWING IS MADE IN LIEU OF ALL WARRANTIES, EXPRESSED OR IMPLIED:

SELLER'S AND MANUFACTURER'S ONLY OBLIGATION SHALL BE TO REPLACE SUCH QUANTITY OF THE PRODUCT PROVED TO BE DEFECTIVE. NEITHER SELLER NOR MANUFACTURER SHALL BE LIABLE FOR ANY INJURY, LOSS OR DAMAGE, DIRECT OR CONSEQUENTIAL, ARISING OUT OF THE USE OF OR THE INABILITY TO USE THE PRODUCT. BEFORE USING, USER SHALL DETERMINE THE SUITABILITY OF THE PRODUCT FOR HIS INTENDED USE, AND USER ASSUMES ALL RISK AND LIABILITY WHATSOEVER IN CONNECTION THEREWITH. NO STATEMENT OR RECOMMENDATION NOT CONTAINED HEREIN SHALL HAVE ANY FORCE OR EFFECT UNLESS IN AN AGREEMENT SIGNED BY OFFICERS OR SELLER AND MANUFACTURER.

Date Issued: February 3, 1998

TS-0669-06
Sheet 1 of 2

Physical

Insulation

Material: Glass Reinforced Polyester (PCT)
Flammability: UL 94V-0
Color: Black

Contact

Material: Copper Alloy (C521)
Plating
Underplate: 80 μ " (2.0 μ m) Nickel — QQ-N-290, Class 2
Wiping Area: 20 μ " (0.51 μ m) Min Gold — MIL-G-45204, Type II, Grade C
Solder Area: Tin-Lead

Shroud

Material: Steel
Plating: Nickel

Wire Accomodation: 24, 26, 28 & 30 AWG

Marking: 3M Logo and Part Number

Electrical

Current Rating: 1 A

Insulation Resistance: $> 5 \times 10^8 \Omega$ at 500 VDC

Withstanding Voltage: 500 Vrms for 1 Minute

Environmental

Temperature Rating: -55°C to $+105^\circ\text{C}$

Solder Process: 360°C max for 10 sec. max

UL File No.: E68080

3M Electronic Products Division

6801 River Place Blvd.
Austin, TX 78726-9000

For technical, sales or ordering information call
800-225-5373

.050" Mini D Ribbon (MDR) Connectors

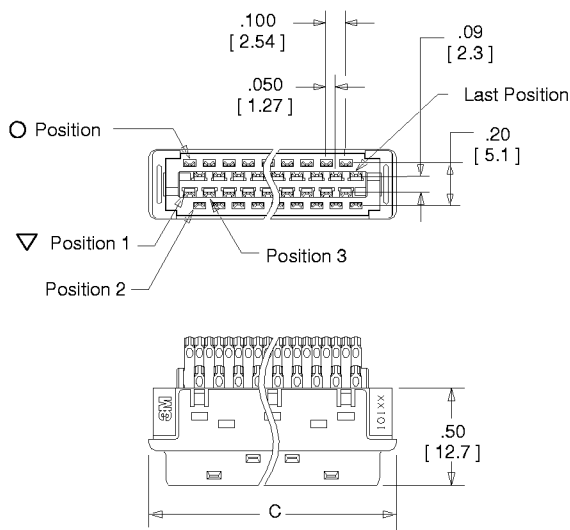
Solder Plug Connector — Shielded

101XX-3000VE Series

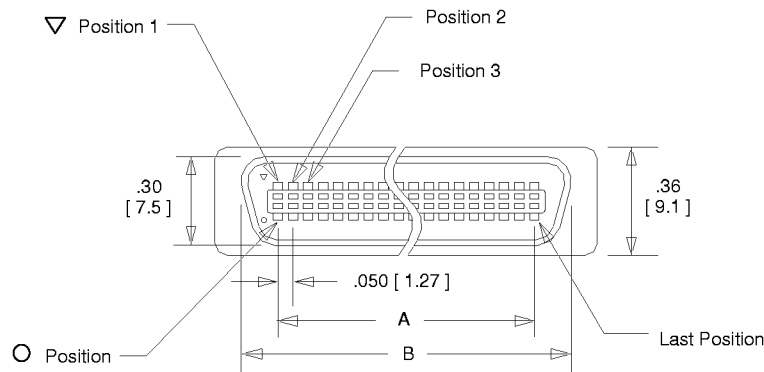
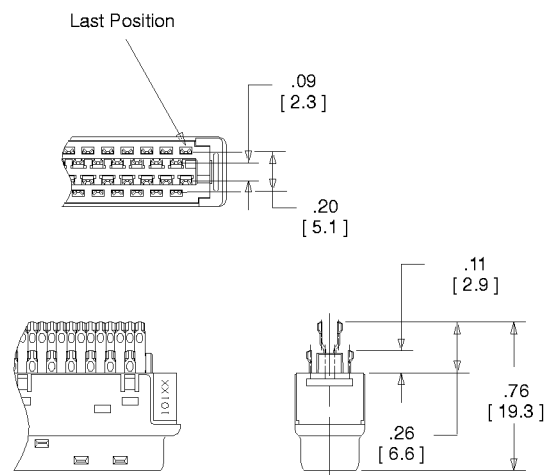
Contact Quantity	Dimensions		
	A	B	C
14	.300 [7.62]	.54 [13.8]	.72 [18.2]
20	.450 [11.43]	.69 [17.6]	.87 [22.0]
26	.600 [15.24]	.85 [21.5]	1.02 [25.8]
36	.850 [21.59]	1.09 [27.8]	1.27 [32.2]
40	.950 [24.13]	1.19 [30.3]	1.37 [34.7]
50	1.200 [30.48]	1.44 [36.7]	1.62 [41.1]



20, 36 & 40 Position



14, 26 & 50 Position



Inch
[mm]

Tolerance Unless Noted			
	.0	.00	.000
Inch	±.1	±.01	±.005

[] Dimensions for Reference only

Ordering Information

101XX-3000VE

Contact Quantity (See Table)

Note: This solder plug connector must be used with only 3M Non-Shielded Shell Kits 103XX-52FO-008 Series and 103XX-52A0-008 Series.

TS-0669-06
Sheet 2 of 2

3M Electronic Products Division

6801 River Place Blvd.
Austin, TX 78726-9000

For technical, sales or ordering information call
800-225-5373